

Assessment of numerical behaviors of the R2SCAN exchange-correlation functional*

N. A. W. Holzwarth, Wake Forest University (USA)

Marc Torrent, CEA, DAM, DIF, F91297 Arpajon and Université Paris-Saclay (France)

→ Lessons learned while implementing and testing the [ABINIT](#) software package with the R2SCAN ([Furness, 2020](#)) exchange-correlation functional using “generalized” Kohn-Sham equations and the Projector Augmented Wave (PAW) formalism ([Blöchl, 1994](#))



→ Question: For reliable numerical evaluation of generalized Kohn-Sham equations within plane wave codes such as ABINIT, is it important/necessary to use pseudopotential datasets explicitly generated using the R2SCAN functional?

*Support: NSF grant DMR-2242959 and Wake Forest University High Performance Computing (DOI: 10.57682/G13Z-2362)

Outline of presentation

- ❑ History and literature results based on the [VASP](#) software package
- ❑ Basic equations and implementation in the [ABINIT](#) software package
 - Generation of pseudopotential datasets using ATOMPAW software for R2SCAN (actually R2SCAN01) ([Holzwarth, Torrent, 2022](#))
 - Details of structural optimization
- ❑ Test results
 - Simple binary materials
 - More complicated structures
- ❑ Conclusions

□ History and literature results




- Systematic improvement of exchange-correlation functionals to the so-called meta-GGA form
 - “SCAN” – “Strongly Constrained and Appropriately Normed Semilocal Density Functional” Jianwei Sun, Adrienn Ruzsinszky, and John P. Perdew, [PRL \(2015\)](#)
 - “R2SCAN” – “Accurate and Numerically Efficient r2SCAN Meta-Generalized Gradient Approximation” James W. Furness, Aaron D. Kaplan, Jinliang Ning, John P. Perdew, and Jianwei Sun, [JPCL \(2020\)](#)
- Performance studies on large varieties of materials using R2SCAN functional using the [VASP](#) code – for example –
 - ([Kothakonda, 2022](#)) Good structure and energetics
 - ([Ning, 2022](#)) Good lattice dynamics
 - ([Furness, 2022](#)) Careful numerical analysis especially for atomization energies, concluding that “The greater smoothness of r2SCAN seems to lead to better general accuracy than the additional exact constraint of SCAN or r4SCAN does.”

□ Basic equations

In terms of single particle states $\Phi_i(\mathbf{r})$ having occupancy w_i ,

$$n(\mathbf{r}) \equiv \sum_i w_i |\Phi_i(\mathbf{r})|^2 \quad \sigma(\mathbf{r}) \equiv \nabla n(\mathbf{r}) \cdot \nabla n(\mathbf{r}) \quad \tau(\mathbf{r}) = \frac{\hbar^2}{2m} \sum_i w_i |\nabla \Phi_i(\mathbf{r})|^2,$$

General form of the exchange-correlation functional: $E_{xc} = \int d^3r f_{xc}(n(\mathbf{r}), \sigma(\mathbf{r}), \nabla^2 n(\mathbf{r}), \tau(\mathbf{r}))$

LDA  **GGA**  **meta-GGA** 

The generalized Kohn-Sham equation takes the form: $H(\mathbf{r})\Phi_i(r) = \varepsilon_i \Phi_i(r)$

$$H(\mathbf{r}) = -\frac{\hbar^2}{2m} \left(\nabla^2 + \nabla \cdot (V_\tau(\mathbf{r}) \nabla) \right) + V_{\text{eff}}(\mathbf{r}) \quad V_{\text{eff}}(\mathbf{r}) = V_{\text{electron-nucleus}}(\mathbf{r}) + V_{\text{Hartree}}(\mathbf{r}) + V_{xc}(\mathbf{r})$$

$$V_\tau(\mathbf{r}) \equiv \frac{\partial f_{xc}}{\partial \tau} \quad V_{xc}(\mathbf{r}) = \frac{\partial f_{xc}}{\partial n} - \nabla \cdot \left(2 \frac{\partial f_{xc}}{\partial \sigma} \nabla n \right) + \nabla^2 \left(\frac{\partial f_{xc}}{\partial (\nabla^2 n)} \right)$$

The presence of $\tau(\mathbf{r})$ in the energy requires additional terms in the evaluation of forces and stresses.

Steps needed to implement a new exchange-correlation functional into an electronic structure code such as ABINIT –

- A. Create a pseudopotential dataset for the functional for each atom of interest
- B. Adjust the electronic structure code as needed for the new functional
- C. Test

Note that some of this work can be greatly facilitated with the use of the Libxc software package, as explained by ([Lehtola and Marques, 2023](#))

Implemented in the ATOMPAW code ([Holzwarth, Torrent, ...,2022](#))

Implemented in the ABINIT code V 10.2.7

Question: It is our understanding that step A is not always done and was not done in the literature studies using VASP

Is it really necessary?

□ Test procedures

Two exchange-correlation functionals were compared

- PBESOL ([Perdew,Ruzsinszky,...,2008](#))
- R2SCAN01 ([Furness, 2020](#))

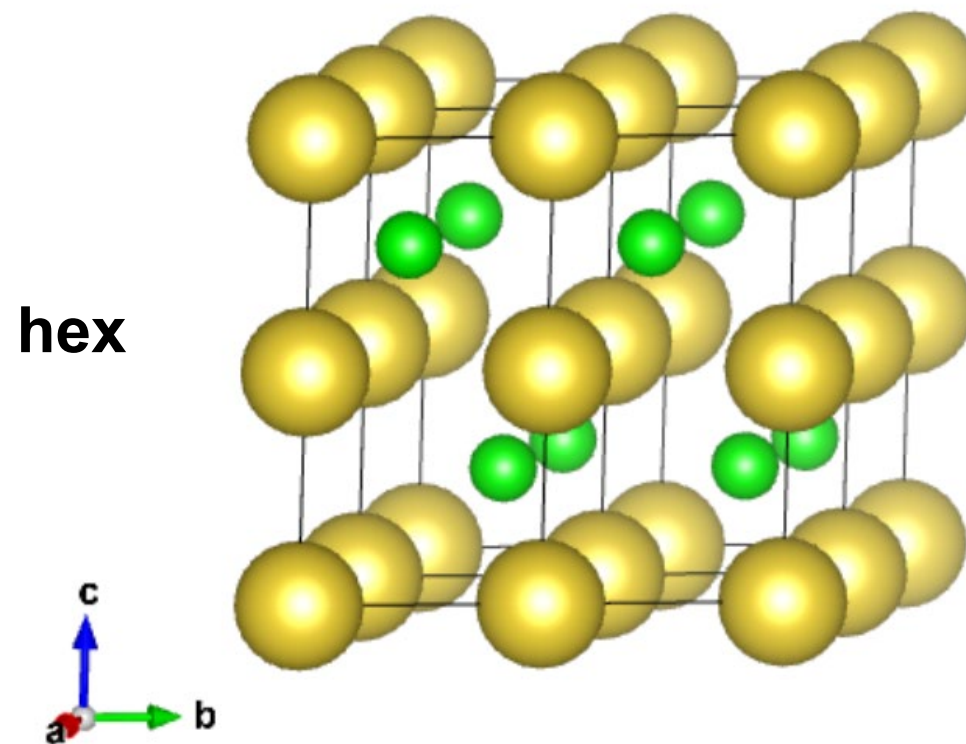
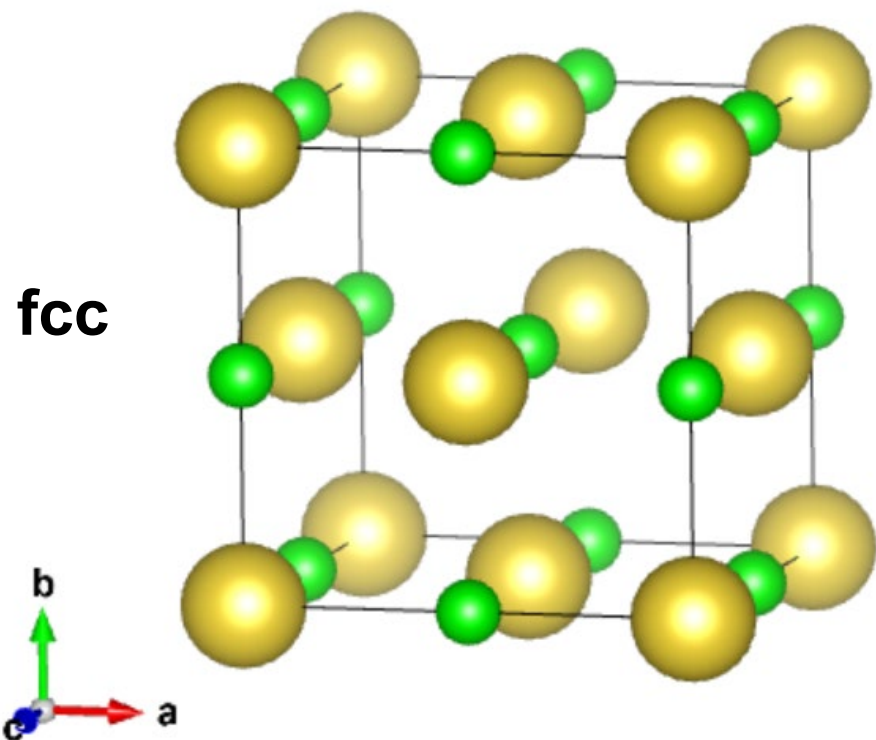
For each atomic species in the study ATOMPAW was used to generate PAW atomic datasets for PBESOL and for R2SCAN01

For each material studied, ABINIT was run with three steps:

- Step 1:** Using PBESOL functional only -- PBESOLwPBESOL
- Step 2:** Using R2SCAN01 with PBESOL datasets – R2SCAN01wPBESOL
- Step 3:** Using R2SCAN01 functional only -- R2SCAN01wR2SCAN01

For efficiency: Step 2 iterations used Step 1 wavefunctions
Step 3 iterations used Step 2 wavefunctions

Study of 6 examples of ionic binary materials in their fcc (Fm-3m) and hex (P63/mmc) structures



Using initial structures from OQMD from Northwestern U. <https://oqmd.org/>

ABINIT parameters: ionmov=2

tolvrs=1.d-12

tolmxf=1.d-8

ecut=42 Ha

	fcc	hex	$\Delta E/FU$
LiF			
PBESOLwPBESOL	a = 2.83 Å	a = 2.78 Å c=4.99 Å	0.21 eV
R2SCAN01wPBESOL	a = 2.82 Å	a = 2.77 Å c=4.98 Å	0.24 eV
R2SCAN01wR2SCAN01	a = 2.85 Å	a = 2.80 Å c=5.00 Å	0.23 eV

	fcc	hex	$\Delta E/FU$
LiCl			
PBESOLwPBESOL	a = 3.58 Å	a = 3.51 Å c=6.46 Å	0.21 eV
R2SCAN01wPBESOL	a = 3.63 Å	a = 3.56 Å c=6.54 Å	0.23 eV
R2SCAN01wR2SCAN01	a = 3.61 Å	a = 3.55 Å c=6.56 Å	0.22 eV

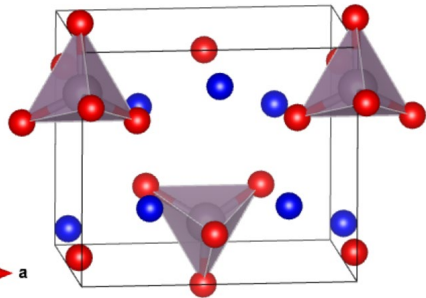
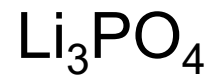
	fcc	hex	$\Delta E/FU$
NaF			
PBESOLwPBESOL	a = 3.28 Å	a = 3.20 Å c=5.64 Å	0.12 eV
R2SCAN01wPBESOL	a = 3.25 Å	a = 3.18 Å c=5.61 Å	0.13 eV
R2SCAN01wR2SCAN01	a = 3.28 Å	a = 3.20 Å c=5.68 Å	0.11 eV

	Fcc	hex	$\Delta E/FU$
NaCl			
PBESOLwPBESOL	a = 3.97 Å	a = 3.86 Å c=6.99 Å	0.11 eV
R2SCAN01wPBESOL	a = 3.99 Å	a = 3.89 Å c=7.04 Å	0.14 eV
R2SCAN01wR2SCAN01	a = 4.02 Å	a = 3.93 Å c=7.06 Å	0.14 eV

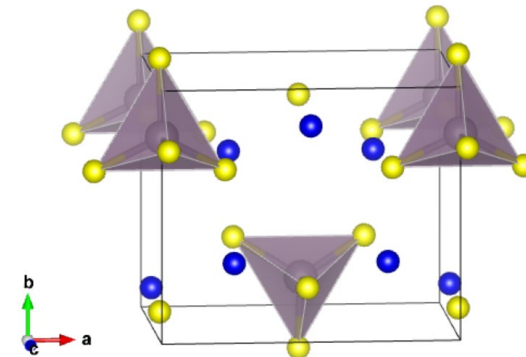
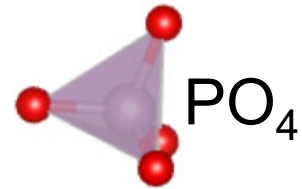
	fcc	hex	$\Delta E/FU$
MgO			
PBESOLwPBESOL	a = 2.98 Å	a = 2.93 Å c=5.19 Å	0.49 eV
R2SCAN01wPBESOL	a = 2.98 Å	a = 2.93 Å c=5.18 Å	0.54 eV
R2SCAN01wR2SCAN01	a = 3.00 Å	a = 2.94 Å c=5.18 Å	0.55 eV

:	Fcc	hex	$\Delta E/FU$
MgS			
PBESOLwPBESOL	a = 3.67 Å	a = 3.59 Å c=6.52 Å	0.49 eV
R2SCAN01wPBESOL	a = 3.68 Å	a = 3.60 Å c=6.54 Å	0.54 eV
R2SCAN01wR2SCAN01	a = 3.73 Å	a = 3.65 Å c=6.57 Å	0.53 eV

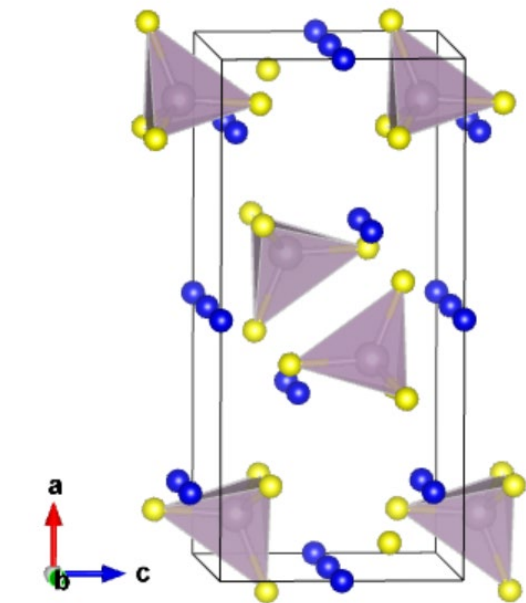
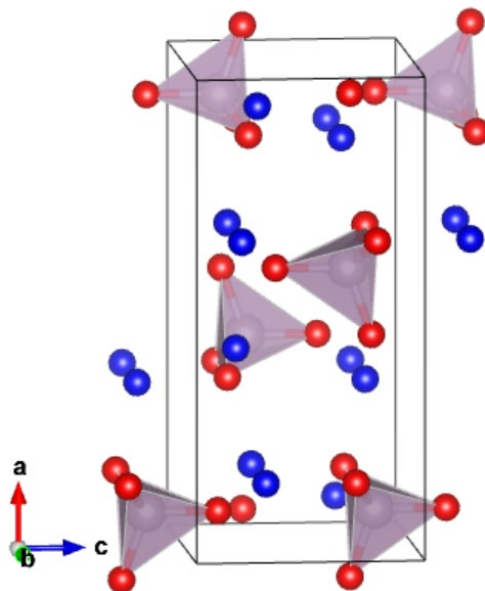
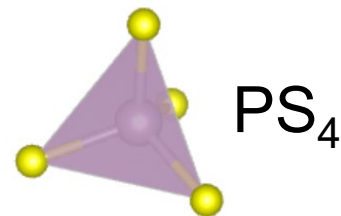
Study of optimized structures of ionic conductors Li_3PO_4 and Li_3PS_4 in their Pmn21 and Pnma structures



Pmn21



Pnma



Summary of results – comparing Li_3PO_4 and Li_3PS_4

		Pmn21			Pnma			
		<i>a</i> (Å)	<i>b</i> (Å)	<i>c</i> (Å)	<i>a</i> (Å)	<i>b</i> (Å)	<i>c</i> (Å)	ΔE (eV/FU)
Li_3PO_4	Exp ¹	6.12	5.25	4.87	10.47	6.11	4.92	
	PBESOLwPBESOL	6.10	5.23	4.84	10.47	6.10	4.92	0.02
	R2SCAN01wPBESOL	6.09	5.22	4.84	10.45	6.10	4.90	0.02
	R2SCAN01wR2SCAN01	6.09	5.23	4.87	10.48	6.10	4.94	0.02
Li_3PS_4	Exp ²	7.71	6.54	6.14	12.89	8.22	6.12	
	PBESOLwPBESOL	7.68	6.54	6.14	13.02	7.97	6.08	0.04
	R2SCAN01wPBESOL	7.73	6.58	6.19	13.06	8.04	6.20	0.08
	R2SCAN01wR2SCAN01	7.75	6.61	6.19	13.08	8.05	6.19	0.06

ABINIT parameters: ionmov=2 toldff=1.d-7 tolmxf=1.d-5 ecut=42 Ha

Conclusions –

→ **Question:** For reliable numerical evaluation of generalized Kohn-Sham equations within plane wave codes such as ABINIT, is it important/necessary to use pseudopotential datasets explicitly generated using the R2SCAN functional?

→ **Answer:** Maybe? Our current surveys using the Projector Augmented Wave methodology with strict tolerances, show small differences between R2SCAN01wPBESOL and R2SCAN01wR2SCAN01 structure and energy results, marginally above typical general computational errors. We have yet to find an example exhibiting large differences.

→ **Opinion:** In order to maintain confidence in computational results, it is important to have multiple independent codes. Much appreciation is extended to those who develop and share their codes and collaborate with users.

Thank you for listening.

37th Annual Workshop on Recent Developments in Electronic Structure Methods (ES25)

Sunday–Wednesday, June 8–11, 2025 at the University of Texas at El Paso

Confirmed Invited Speakers for ESW 2025:

Ryotaro Arita, The University of Tokyo, Komaba
Volker Blum, Duke University
Patrizia Calaminici, CINVESTAV, Centro De Investigacion
Marcio Costa, Fluminense Federal University
Pierre Darancet, Argonne National Laboratory
Robert DiStasio, Cornell University
Chad Hoyer, The University of Texas at El Paso
Sara Isbill, Oak Ridge National Laboratory
Koblar Jackson, Central Michigan University
Scott Jensen, University of Louisville
Daniel Kaplan, Rutgers, The State University of New Jersey
Youngkuk Kim, Sungkyunkwan University
Winfred Mulwa, Egerton University, Kenya
Harikrishnan Nair, The University of Texas at El Paso
John Perdew, Tulane University
Enrico Perfetto, Università degli Studi di Roma "Tor Vergata"
Diana Qiu, Yale University
Shang Ren, University of California at Berkeley
Agnes Valenti, Flatiron Institute
L Weber, Flatiron Institute
Alex Zunger, University of Colorado, Boulder

Local Organizing Committee at UTEP:

Eunja Kim, Chair; Tunna Baruah, Jorge Munoz,
Mark Pederson, Ramon Ravelo, Rajendra Zope

Contact: esw25@utep.edu

Topics:

- Methods for incorporating self-interaction corrections: traditional methods, hybrid method, & Fermi-Löwdin method
- Scalar relativity to four-component implementations
- Monte Carlo methods
- Product representations
- Coupling of electron and nuclear degrees of freedom ranging from Born-Oppenheimer to coupling between nuclei and electrons ranging from deep core to valence electrons
- Novel use of machine learning, high throughput strategies, & artificial intelligence for coupling theories or improving theories
- Methods for obtaining localized orbitals
- New methods for new material- and chemical systems

Program includes invited talks, poster sessions, optional hands-on tutorials, in-person & online sessions.

Early Registration: \$350 before April 22.

Online-only attendance: \$0 before June 5, 2025.

Dormitory lodging, no-cost, is offered to first 100 registrants.



U.S. National
Science Foundation



Website: utep.edu/science/electronic-structure-workshop

Extra slides

The R2SCAN formulation includes the $\tau(\mathbf{r})$ dependence using the following functional form:

$$\bar{\alpha} \equiv \frac{\tau - \tau_W}{\tau_{\text{unif}} + \eta \tau_W} \quad \tau_W = \frac{|\nabla n|^2}{8n} \quad \tau_{\text{unif}} = \frac{3n}{10} (3\pi^2 n)^{2/3}$$

$$\text{R2SCAN:} \quad \eta = 0.001$$

$$\text{R2SCAN01:} \quad \eta = 0.01$$